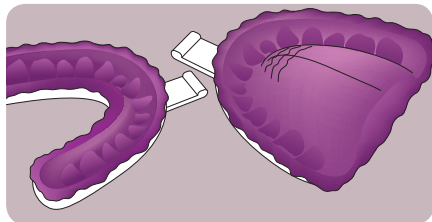
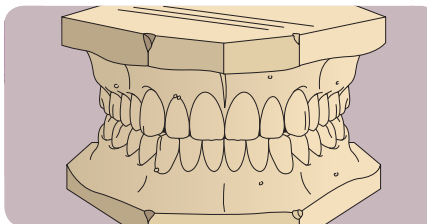


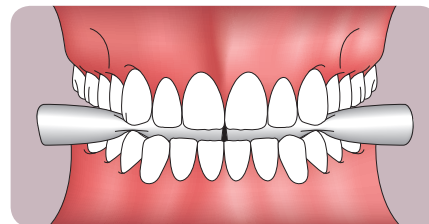
Impression and Bite Registration Guidelines



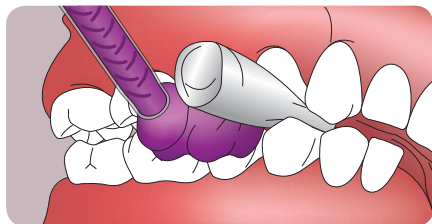
Take full-arch upper and lower impressions using alginate or vinyl polysiloxane (VPS) impression materials.



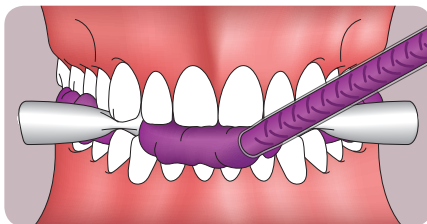
Pour wet alginate impressions with dental stone following the manufacturer's proper water-to-powder ratio before sending to the lab with the Rx.



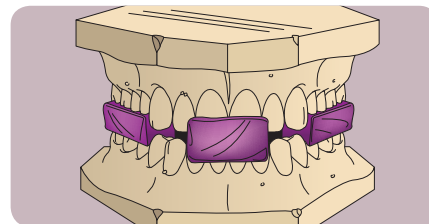
A quick bite technique is to place two cotton rolls behind the cuspids and guide the patient into centric relation.



With the patient in open centric relation, inject bite registration into the posterior openings of both quadrants.



Next, inject bite registration into the anterior opening to capture a complete open construction bite at centric relation.



Upper and lower stone models mounted with open construction bite. Note the openings between the anterior teeth.